




BWR Series



5 Watts
Tolerance ±1%, ±2%, ±5%
Resistance values down to 0.0003 ohms
Special tight tolerance are available on request

GENERAL SPECIFICATION

Model	Rated Power	Resistance [Ω]	T.C.R	Resistance Tolerance [%]
BWR05	5 W	0.0003	Max. \pm 50 ppm	F[\pm1.0%] G[\pm2.0%] J[\pm5.0%]
BWR05		0.0005		
BWR05		0.001		
BWR05	4 W	0.002		
BWR05		0.003		

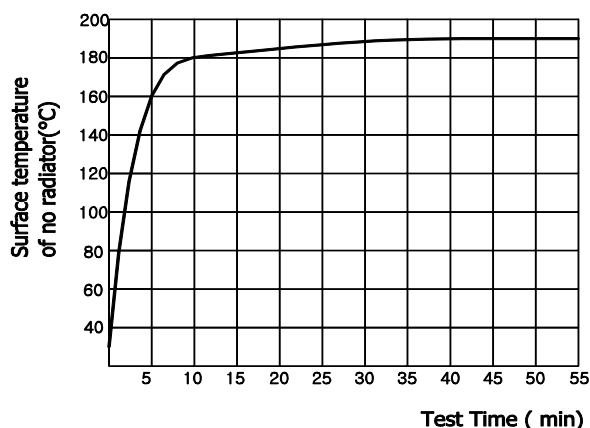
CHARACTERISTICS

Values in [] mean Change in Ω After Test

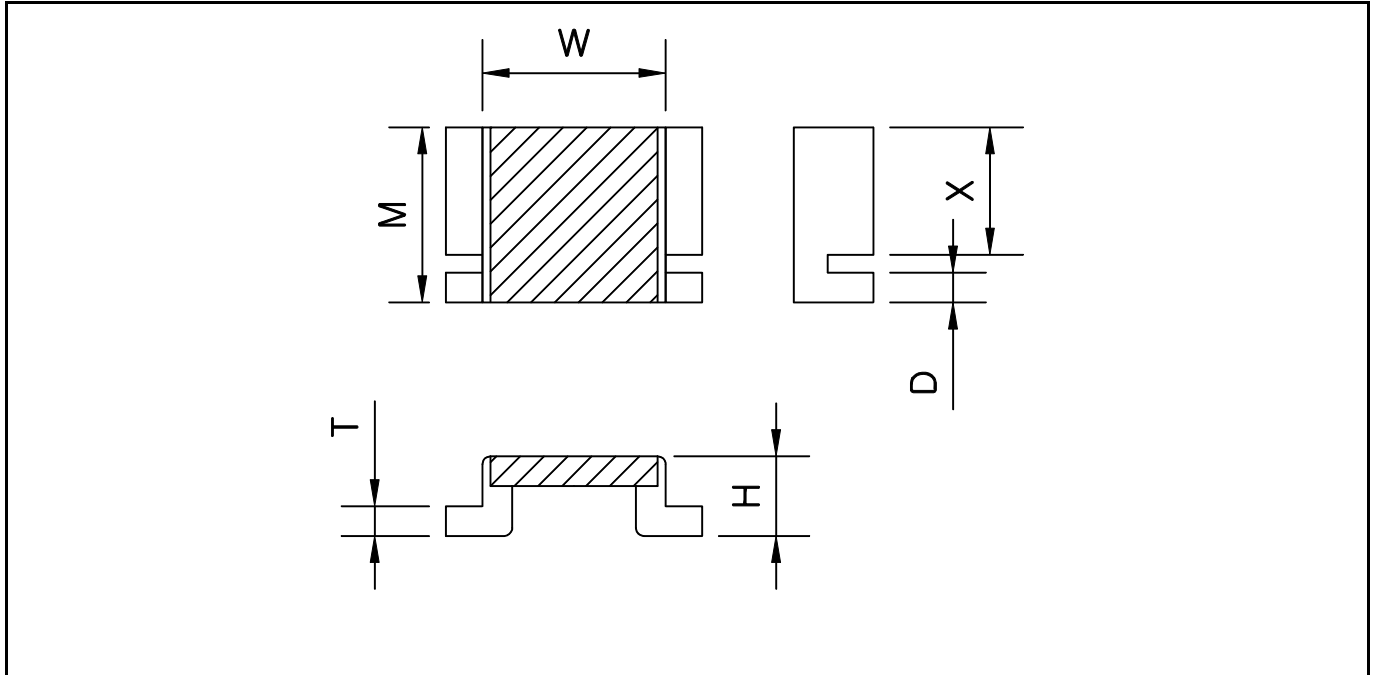
Thermal Shock	\pm [1.0%+0.0005]	-55 $^{\circ}$ C to +150 $^{\circ}$ C, 1000cycles, 15min at each extreme
Short Time Overload	\pm [0.5%+0.0005]	5 X Power rating , 5 Seconds
Low Temp storage	\pm [0.5%+0.0005]	-65 $^{\circ}$ C For 45 min
High Temp expo-sure	\pm [1.0%+0.0005]	1000H, at +170 $^{\circ}$ C
Bias humidity	\pm [0.5%+0.0005]	+85 $^{\circ}$ C, 85%RH, 10% Bias, 1000H
Mechanical	\pm [0.5%+0.0005]	100g's For 6ms, 5pulses
Vibration	\pm [0.5%+0.0005]	Frequency Varied 10 Hz to 200Hz in 1min, 3 directions, 12H
Load Life	\pm [1.0%+0.0005]	1000H, At+70 $^{\circ}$ C, 1.5H On, 0.5H Off
Resistance to solder heat	\pm [0.5%+0.0005]	+260 $^{\circ}$ C, Solder, 10s to 12s dwell, 25mm/s emergence

SURFACE TEMPERATURE

Surface temperature of normal working

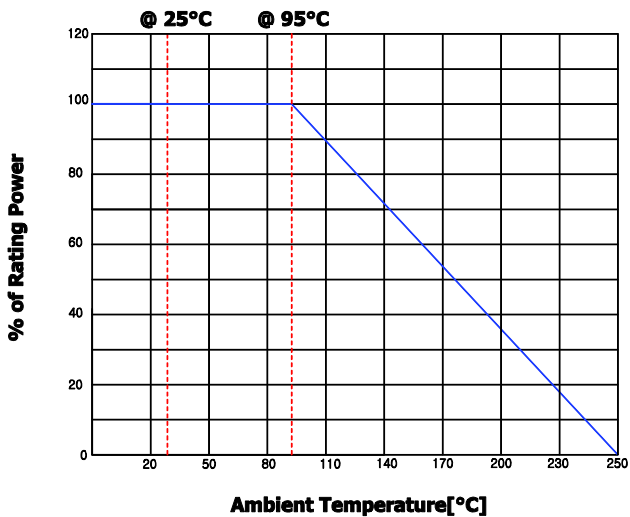


■ DIMENSIONS[mm]

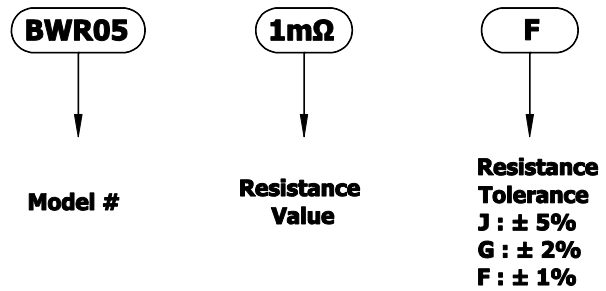


Model	Resistance[Ω]	Dimensions[mm]						
		M	W	H	X	D	A	T±0.15
BWR05	0.0003	6.6	6.9	3.0	4.8	0.9	2.5	1.12
BWR05	0.0005							0.66
BWR05	0.001							0.33
BWR05	0.002							0.50
BWR05	0.003							0.34

■ DERATING CUREVES



■ ORDERING PROCEDURE EXAMPLE



Please ask RARA for more info on this.